



Pearson

smarthinking

Group Tutoring
User Guide





Smarthinking's New Group Tutoring feature gives students the ability to collaborate with other students at their institution using our interactive whiteboard. It's easier than ever for students to work together on group projects, have live discussions, create study groups, and connect to a tutor as a group. Let's take a walkthrough of our new group tutoring feature!

Getting Started

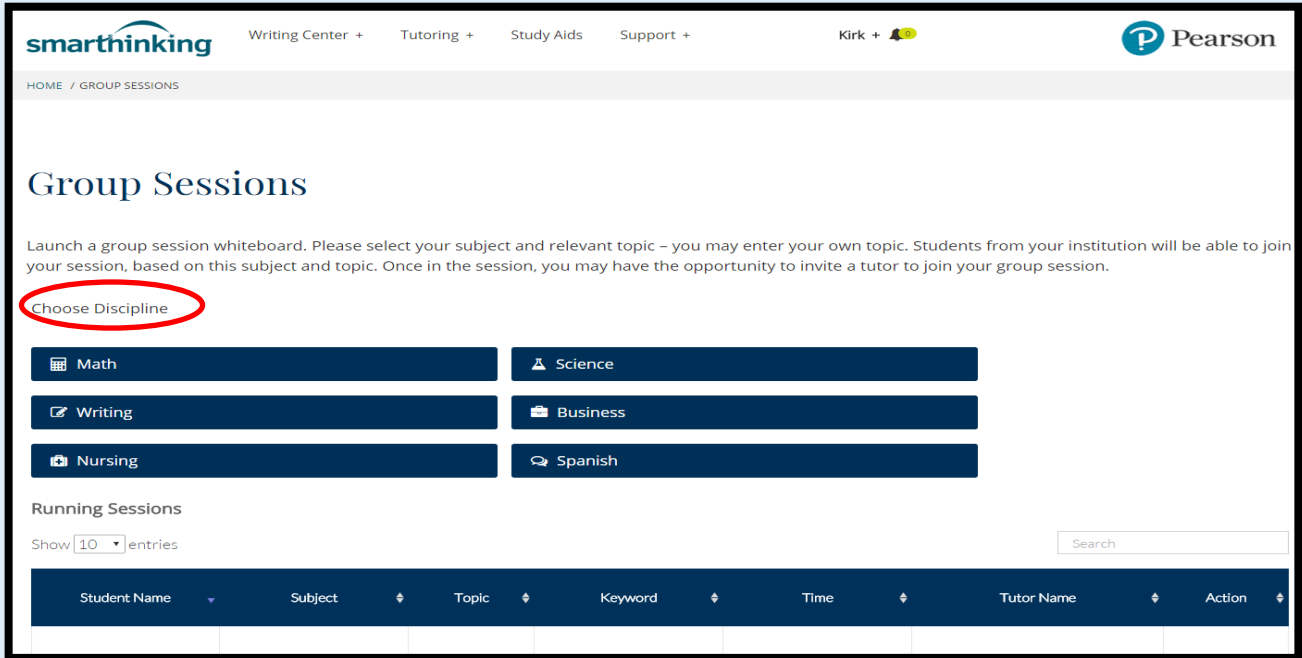
Students can sign into their Smarthinking account directly from our website, from their LMS, campus portal, or with integrations from select Pearson MyLab™ & Mastering™ products.

Once signed in, students access the Group Sessions option by clicking on the Tutoring + tab at the top of their homepage.

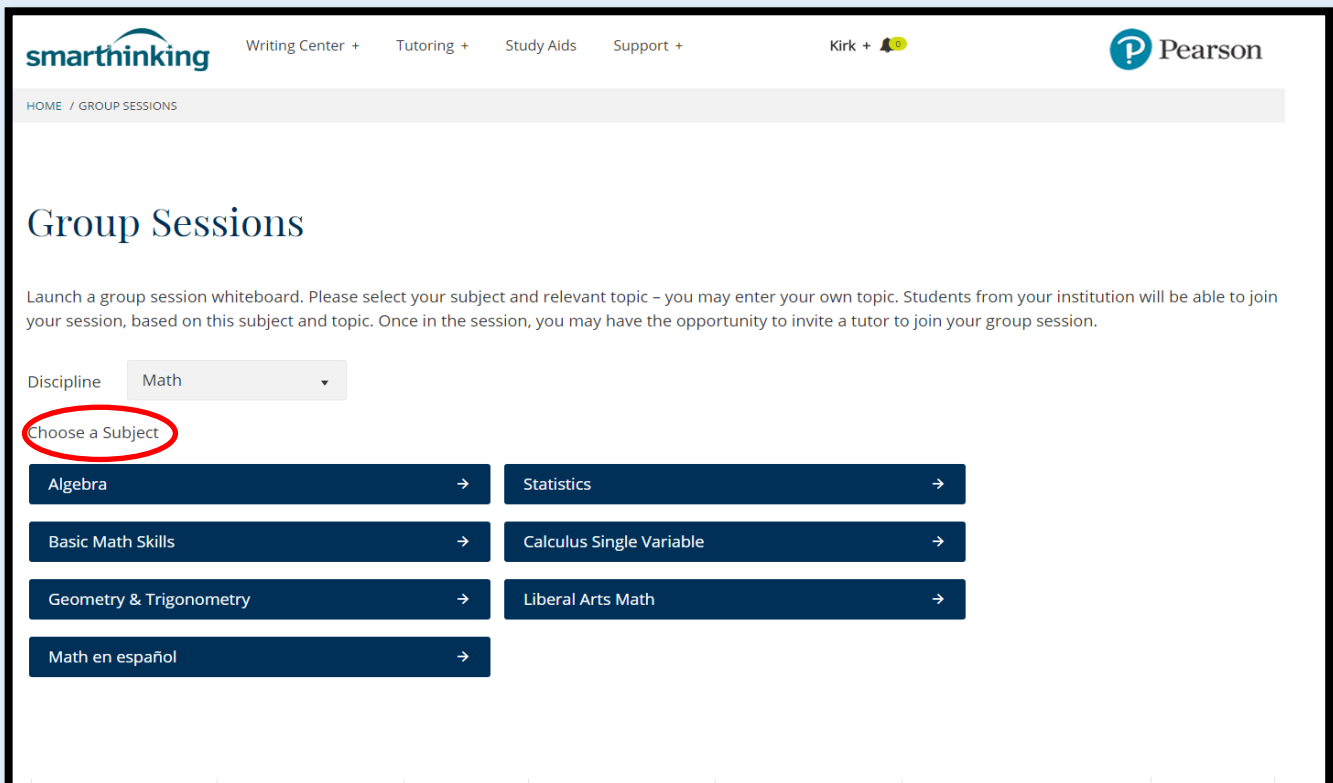
The screenshot shows the Smarthinking homepage interface. At the top, the navigation bar contains the Smarthinking logo, 'Writing Center +', 'Tutoring +' (circled in red), 'Study Aids', 'Support +', 'Kirk +', and the Pearson logo. Below the navigation bar, there are three main options: 'Work With a Tutor', 'Submit a Question', and 'Group Sessions' (circled in red). The main content area features a 'Welcome to Smarthinking!' message and a section titled 'I want to ...' with four yellow buttons: 'Work With a Tutor', 'Submit My Writing', 'Submit a Question', and 'Review My Sessions and Submissions'.

Choosing a Discipline, Subject & Topic

To launch a group session whiteboard, students select a discipline, a particular subject, and a relevant topic.

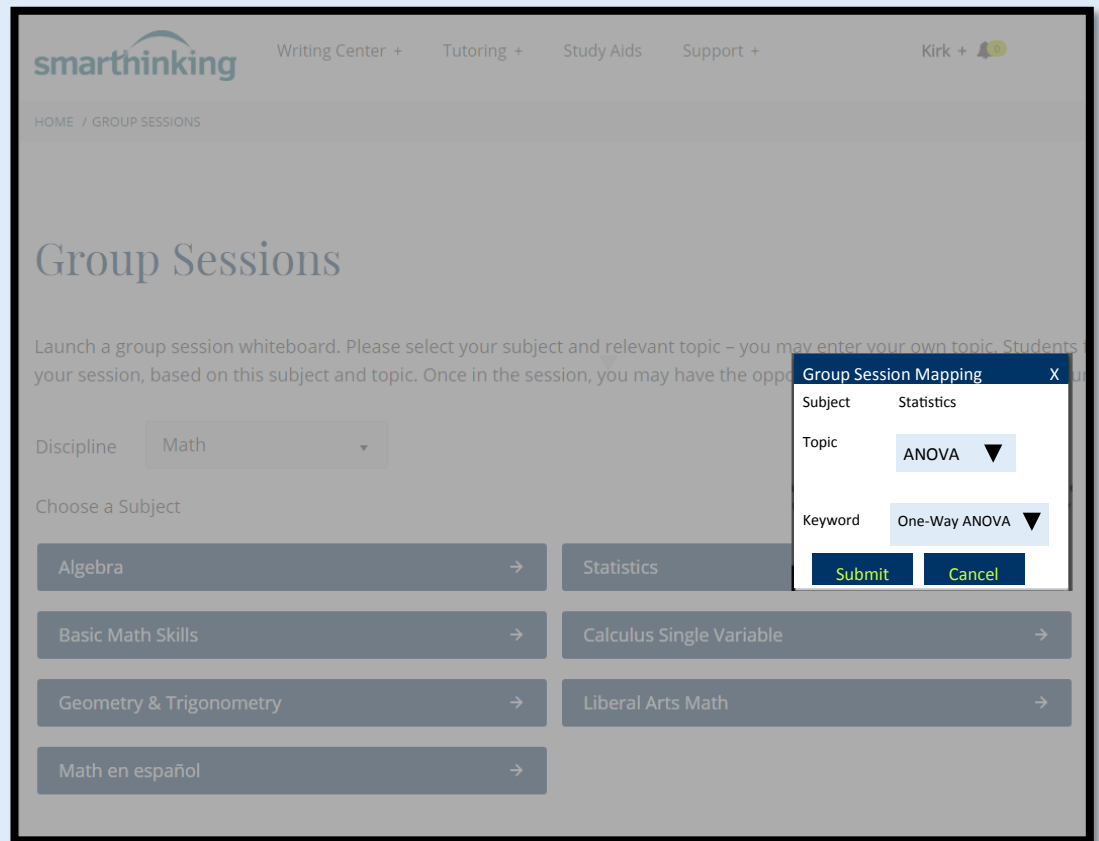


The screenshot shows the Smarthinking Group Sessions interface. At the top, there are navigation links for Writing Center, Tutoring, Study Aids, and Support. The user's name 'Kirk' is visible. The main heading is 'Group Sessions'. Below the heading, there is a paragraph explaining the process. A red circle highlights the 'Choose Discipline' link. Below this, there are six buttons for selecting a discipline: Math, Science, Writing, Business, Nursing, and Spanish. Below the discipline buttons, there is a section for 'Running Sessions' with a search bar and a table with columns for Student Name, Subject, Topic, Keyword, Time, Tutor Name, and Action.

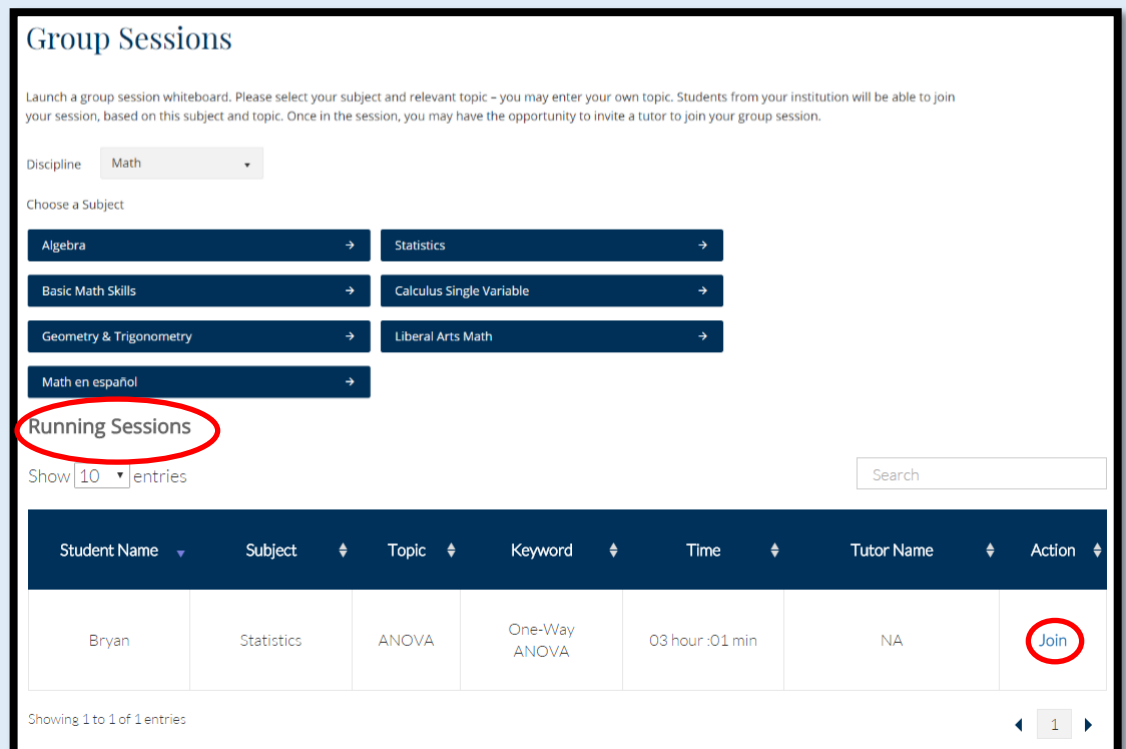


The screenshot shows the Smarthinking Group Sessions interface with the 'Math' discipline selected. A red circle highlights the 'Choose a Subject' link. Below this, there is a dropdown menu for 'Discipline' set to 'Math'. Below the subject link, there are eight buttons for selecting a subject: Algebra, Statistics, Basic Math Skills, Calculus Single Variable, Geometry & Trigonometry, Liberal Arts Math, and Math en español.

Students select a relevant topic and key word from drop down menus.



Alternatively, students can join an active session. *Running Sessions* shows a list of group sessions launched by other students in your institution. To engage in an existing whiteboard session students simply click **Join**.




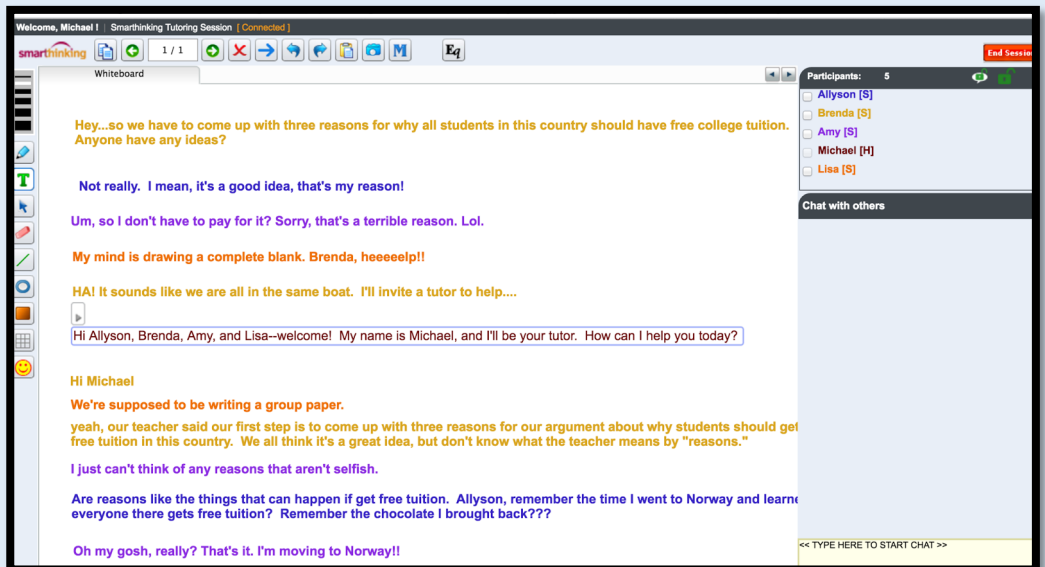
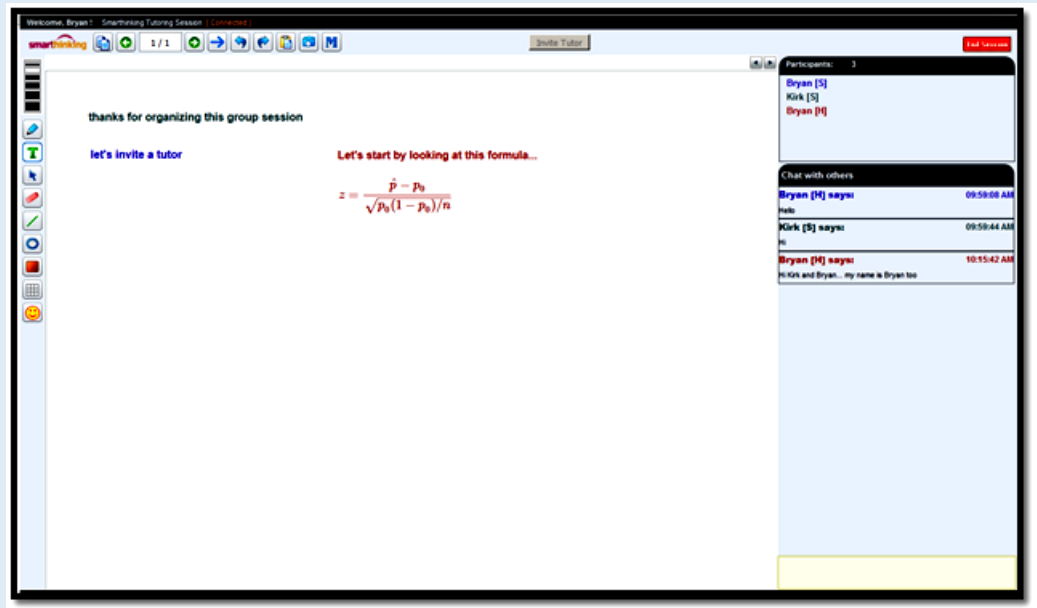
Whiteboard

Once a group session has launched students are redirected to our interactive whiteboard.

Each student is identified with an individual color to differentiate participants in the session. A chat box is also available to streamline the conversation.

Students at any time can invite a live tutor into their group session by clicking on the **Invite a Tutor** icon. Billed time is only deducted when a tutor is invited into the session, and time is split evenly among the participating students.

Our whiteboard allows students and tutors to enter text, symbols, and drawings to identify and help answer questions.





With online academic tutoring services from Smarthinking, students receive on-demand, individual instruction and support from expert tutors across a wide variety of subjects.

Subjects



Business



Reading



Computers & Technology



Science



Mathematics & Statistics



Spanish



Nursing & Allied Health



Writing

Visit smarthinking.com to learn more.

**Learning
makes
us**

Every lesson builds character, shapes dreams, guides futures, and strengthens communities. At Pearson, your learning gives us purpose. We are devoted to creating effective, accessible solutions that provide boundless opportunities for learners at every stage of the learning journey.

